



SWITCHES, SOCKETS & WIRING ACCESSORIES

CRYSTAL[®]

CRYSTAL[®]

SWITCHES & SOCKETS WITH A TOUCH OF GLASS™

Our unique design of switches and sockets cleverly combine the latest technology and materials to create a carefully considered look.

Designer styling, to suit both modern and classic interiors alike, the Crystal range is available in a variety of appealing glass finishes, to raise the bar in quality and interior design.


Simply put, this is a range of switches and sockets with a Touch of Glass™.

WHITE



Plain Glass (PG)

BLACK



Plain Glass (PG)



Chrome Trim (CT)



Chrome Trim (CT)

WWW.SMARTHOMEGCC.COM



CRYSTAL

GLASS ROCKER LIGHT SWITCHES

Take one look at Retrotouch's glass mechanical rocker light switches and you'll see that we stand a cut above the rest.

Our unique design features large easy to use switches, framed by an elegant combination of plain glass or glass with chrome trim. But, that's not all. Retrotouch goes that extra mile and brings this together, in a package that's so streamlined there isn't a screw in sight!

- 1-4 GANG
- WORKS WITH LED'S
- 25MM BACK BOX
- GLASS FINISH
- SCREW-LESS



ONE GANG



ONE WAY / TWO WAY

PG : 00193 00202
CT : 00191 00201

INTERMEDIATE

PG : 00194 00204
CT : 00192 00205

TWO GANG



ONE WAY / TWO WAY

PG : 00213 00217
CT : 00211 00221

INTERMEDIATE

PG : 00214 00224
CT : 00212 00222

THREE GANG



ONE WAY / TWO WAY

PG : 00233 00243
CT : 00231 00241

FOUR GANG



ONE WAY / TWO WAY

PG : 00252 00262
CT : 00251 00261

CRYSTAL®
GLASS ROTARY DIMMERS

Retrotouch's dimmer switch collection features a premium glass design, making your home both timeless and elegant. The switches are suitable for dimming LED and conventional bulbs and they use the latest in trailing edge dimming technology to create that just so ambiance to any interior.

- TRAILING
EDGE
- VARIABLE
POT
- 25MM
BACK BOX
- GLASS
FINISH
- SCREW-
LESS



ONE GANG



ONE WAY / TWO WAY

- PG : 02042 02043
 CT : 02040 02041

TWO GANG



ONE WAY / TWO WAY

- PG : 02062 02063
 CT : 02060 02061

THREE GANG



ONE WAY / TWO WAY

- PG : 02082 02083
 CT : 02080 02081

FOUR GANG



ONE WAY / TWO WAY

- PG : 02102 02103
 CT : 02100 02101



LED DIMMER / ON/OFF MODULE & PLATES

For maximum flexibility we also offer our LED dimmer module and dummy on/off modules to use with your existing plates and to create a combination of dimmer and On/Off switches on one plate.



GLASS TOUCH & REMOTE DIMMER

RetroTouch Touch and Remote Dimmer Light Switches combine style and state-of-the-art technology to bring one of the most advanced dimmer light switch on the market. The models incorporate a memory dimming feature which remembers the last dimmer setting, and auto dim up/down function to create a luxurious & sophisticated ambience in any room.



LED DIMMER MODULE
TRAILING EDGE | 3-200W
07249



DUMMY DIMMER MODULE
ON/OFF ONLY | 3-200W
07248



GRID NUT & TOOL
Nut & tool : 07242
Nut only : 07240



1G DIMMER PLATE
CT : 02050 02051
PG : 02052 02053



2G DIMMER PLATE
CT : 02070 02071
PG : 02072 02073



2G DIMMER PLATE
CT : 02090 02091
PG : 02092 02093



4G DIMMER PLATE
CT : 02110 02111
PG : 02112 02113



1 GANG REMOTE DIMMER
3-50W LED OR 5-400W HALOGEN



TOUCH AND REMOTE DIMMER - 1 WAY
PG : 00421 00431
CT : 00145 00150

2 GANG REMOTE DIMMER
20-100W LED OR 25-400W HALOGEN



TOUCH & REMOTE DIMMER - 1 WAY
PG : 00423 00433
CT : 00424 00434

*Do not mix LED lamp brands, not all LED's will be compatible with this leading edge dimmer

CRYSTAL

GLASS TOUCH ON/OFF LIGHT SWITCHES

Retrotouch Crystal Touch Light Switches are available in 1 to 3 gang options enabling you to control one to three independent lights from one unit. You can locate the switch (visible mainly at night) with our LED indicator, with an option to come 1 way or 2 way and intermediate.

- TOUCH OPERATED
- GLASS FINISH
- 35MM BACK BOX
- BACKLIT BUTTONS
- LED COMPATIBLE
- ULTRA LOW PROFILE



ONE GANG



ONE WAY

PG : 00440 00450

CT : 00040 00060

TWO WAY AND INTERMEDIATE

PG : 00443 00453

CT : 00043 00063

TWO GANG



ONE WAY

PG : 00441 00451


CT : 00041 00061

TWO WAY AND INTERMEDIATE

PG : 00444 00454

CT : 00044 00064

THREE GANG



ONE WAY

PG : 00442 00452

CT : 00042 00062

TWO WAY AND INTERMEDIATE

PG : 00445 00455

CT : 00045 00065


NOTE: remote function is not compatible with touch only switches.
See page 14 for remote switches

CRYSTAL

REMOTE & APP CONTROL LIGHT SWITCHES

Our Retrotouch Touch & Remote Light switches will turn your lights on/off with the soft touch of a button, the lights can be controlled via the RF remote control or via the Retrotouch App on a phone or tablet with the Home Remote Hub. These retrofit-able light switches use standard UK wiring and are available in 1, 2 and 3 gang options.

Remote Controlled	20m Range
LED Indicators	35mm Back Box
Concealed Screws	Size: 86 x 86mm
LED Compatible	3-1000watts
Glass Surround	Plain Glass/Chrome Trim
LED Indicators	Fits in 35mm Back Box
Modern Design	2 Year Warranty



ONE GANG



ONE WAY

PG : 00360 00370
 CT : 00001 00020

TWO WAY & INTERMEDIATE

PG : 00363 00373
 CT : 00004 00023

TWO GANG



ONE WAY

PG : 00361 00371
 CT : 00002 00021

TWO WAY & INTERMEDIATE

PG 00364 00374
 CT : 00005 00024

THREE GANG



ONE WAY

PG : 00362 00372
 CT : 00003 00022

TWO WAY & INTERMEDIATE

PG : 00365 00375
 CT : 00006 00025

HOME REMOTE HUB - APP CONTROL

Control all your Retrotouch Remote switches using the Retrotouch APP on your phone or tablet



00540



MASTER TOUCH REMOTE



00185

Control up to 27x On/Off or Dimmer switches with one Master Touch Remote. You can also set 2 groups of lights to come on with the press a single button. The remote has a 20M range from a remote switch and all off button.



GLASS WIREFREE LIGHT SWITCHES

ARE YOU IN NEED OF A 2 WAY LIGHT CIRCUIT, BUT DON'T HAVE THE CORRECT WIRING?

Use our Retrotouch Wireless switches and add a 2 way circuit without the need for wires. Our Retrotouch wireless range of light switches are quick to install and use existing electrical wiring. Simply install the Wirefree switch within 10 meters from an existing Retrotouch Crystal Touch & Remote light switch, which is main powered. Then, pair the two switches together wirelessly. You now have a 2 way circuit without having to do any wiring.

Connect upto 4 Wirefree switches to 1 Remote switch	Powered by 9V Battery	Problem solver product
10m (RF) Range from Remote switch	Night LED Indicators	Fits 35mm Back Box
Ideal for Bed sides, porch, conservatory, loft extensions,	Concealed Screws	Easy to install



GLASS PULSE RETRACTIVE SWITCHES

These elegant Retractive switches (push to make or bell push) are ideal for use with home automation systems such as Loxone, Mode or Fibaro.

ROCKER RETRACTIVE / PULSE SWITCH - 1 WAY



- ONE GANG**
 PG : 00196 00197
 CT : 00198 00199
- TWO GANG**
 PG : 00219 00218
 CT : 00220 00223
- THREE GANG**
 PG : 00239 00238
 CT : 00240 00235

1 GANG



- ONE GANG**
 PG : 00366 00376
 CT : 00007 00026

2 GANG



- TWO GANG**
 PG : 00367 00377
 CT : 00008 00027

3 GANG



- THREE GANG**
 PG : 00368 00378
 CT : 00009 00028

TOUCH RETRACTIVE / PULSE SWITCHES

12 / 24V

- ONE GANG**
 PG : 02012 02018
- TWO GANG**
 PG : 02014 02020
- THREE GANG**
 PG : 02016 02022

WORKS WITH LOXONE

110 / 240V

- ONE GANG**
 PG : 00490 00493
- TWO GANG**
 PG : 00491 00494
- THREE GANG**
 PG : 00492 00495

WORKS WITH FIBARO

CRYSTAL

GLASS UNSWITCHED SOCKETS

Retrotouch also provides a range of stylish unswitched sockets, with screwless fronts matching the same modern glass that is used throughout our Crystal products. Our sockets are available with conventional British plugs, as well as EU styles and multifunction versions.



5A ROUND PIN SOCKET

PG : 04002 04004
CT : 04001 04003



13A SINGLE UNSWITCHED SOCKET

CT : 00160 00665
PG : 04042 04044



USB CHARGING SOCKET

PG : 01005 01006



DUAL DOUBLE 13A PLUG SOCKET

CT : 00162 00167



16A SINGLE SHUKO SOCKET

CT : 00180 00181
PG : 04022 00595




13A SOCKET & DUAL USB

CT : 00640 00641
PG : 00642 00643



SHAVER SOCKET | 110V/220V

CT : 00285 00287
PG : 00286 00288



DUAL DOUBLE SHUKO SOCKET

CT : 00282 00283



SINGLE MULTI SOCKET*

CT : 00270 00271
PG : 04032 04034



16A MULTI SOCKET* & DUAL USB

CT : 00690 00691
PG : 00692 00693



16A MULTI* & SHUKO SOCKET

CT : 04050 04051
PG : 04052 04053

*NOT TO BE USED IN THE UK

CRYSTAL[®] GLASS SWITCHED SOCKETS

We're proud to present our Retrotouch designer glass plug sockets. Those with an eye for detail will appreciate the fact that we've carefully created a matching plug socket for every light switch and wiring accessories in our range.

We offer options with chrome trim or full glass; all of our plug sockets are screwless. Whether you need a single socket or a standard switched dual socket, we have the perfect item for you.

DOUBLE
POLE

GLASS
SURROUND

25MM
BACK BOX

UK
DESIGNED

13A
SOCKET



13A SINGLE SW
SOCKET



WHITE CT
00164

13A DOUBLE SW
SOCKET



WHITE CT
00650

13A DOUBLE SW
SOCKET WITH USB



WHITE CT
00658

13A SINGLE SW
SOCKET



WHITE PG
00165

13A DOUBLE SW
SOCKET



WHITE PG
00660

13A DOUBLE SW
SOCKET WITH USB



WHITE PG
00662



BLACK CT
00169



BLACK CT
00661



BLACK CT
00663



BLACK PG
00170



BLACK PG
00651



BLACK PG
00659

CRYSTAL®
GLASS EURO MODULE PLATES

Create wiring plates with exactly the modules you need for the perfect customised wiring accessory.

CRYSTAL®
EURO MODULES - EURO STANDARD 25 X 50MM OR 50 X 50MM

In white & black and in every wiring accessory imaginable, using modules you can create a plate to your exacting requirements. If you can't see the module you need contact us.

SINGLE PLATE

DOUBLE PLATE



WHITE CT
00172



WHITE CT
00176



WHITE PG
00173



WHITE PG
00177



BLACK CT
00174



BLACK CT
00178



BLACK PG
00175



BLACK PG
00179

PICK
YOUR
PLATE
+
ADD
YOUR
MODULES



FULL RANGE OF MODULES ONLINE AT:
WWW.RETROTOUCH.CO.UK/MODULES

TELEPHONE AND TV



BT MASTER SOCKET

PG : 04082 04084
 CT : 04081 04083



BT SLAVE SOCKET

PG : 04087 04089
 CT : 04086 04088



TV SOCKET

PG : 04077 04079
 CT : 04351 04078



MEDIA SOCKET
 TV/RADIO/TWIN SAT/TV / BT MASTER

PG : 04311 04312
 CT : 04310 04313



MEDIA PLATE & DUAL RJ45 CAT6

PG : 04398 04402
 CT : 04399 04400

WIRING ACCESSORIES



FAN ISOLATOR

PG : 01730 01732
 CT : 01731 01733



FUSED SPUR SWITCHED

PG : 01761 01763
 CT : 01760 01762



FUSED SPUR UNSWITCHED

PG : 04321 04324
 CT : 04320 04322



20A SWITCH

PG : 01721 01726
 CT : 01720 01725



45A SWITCH

PG : 01711 01716
 CT : 01710 01715



TOUCH SHUTTER CONTROL

PG : 00317 00318

AV AND NETWORKING



DUAL HDMI

PG : 04212 04210
 CT : 04213 04211



AUDIO & SPEAKER

PG : 04282 04284
 CT : 04283 04285



DUAL CAT5

PG : 00327 00328
 CT : 00325 00326