

















 ProofVision

"Making it work in challenging conditions"



ProofVision Outdoor Aire TV Range

-  High Definition (HD) display
-  Anti-reflective screen
-  Eco-friendly power timer
-  Full HD TV tuner
-  Standard Vesa mounting
-  Readable in sunlight
-  IP66 rated
-  Multiple audio/video inputs
-  Commercial LG LED panels
-  LED backlight
-  Plug and play
-  Wide viewing angle
-  Temperature control
-  2 year warranty



Fanless outdoor enclosure

With a depth from just 69mm, we offer a compact and attractive solution. The unit is made of aluminium avoiding the need for noisy fans like other products on the market. Our system uses a unique fanless temperature control system.



Super slim design

With a depth from just 69mm and a weight 50% lighter than the average outdoor screen, we offer one of the most compact and attractive solutions on the outdoor market.



Anti-reflective screen and high brightness panel

With the powerful 1500cd/m² brightness screen you are able to view in direct sunlight. There is also have an anti-glare covering on the front of the screen to prevent glare on a bright sunny day.

LG FULL HD LED commercial panel

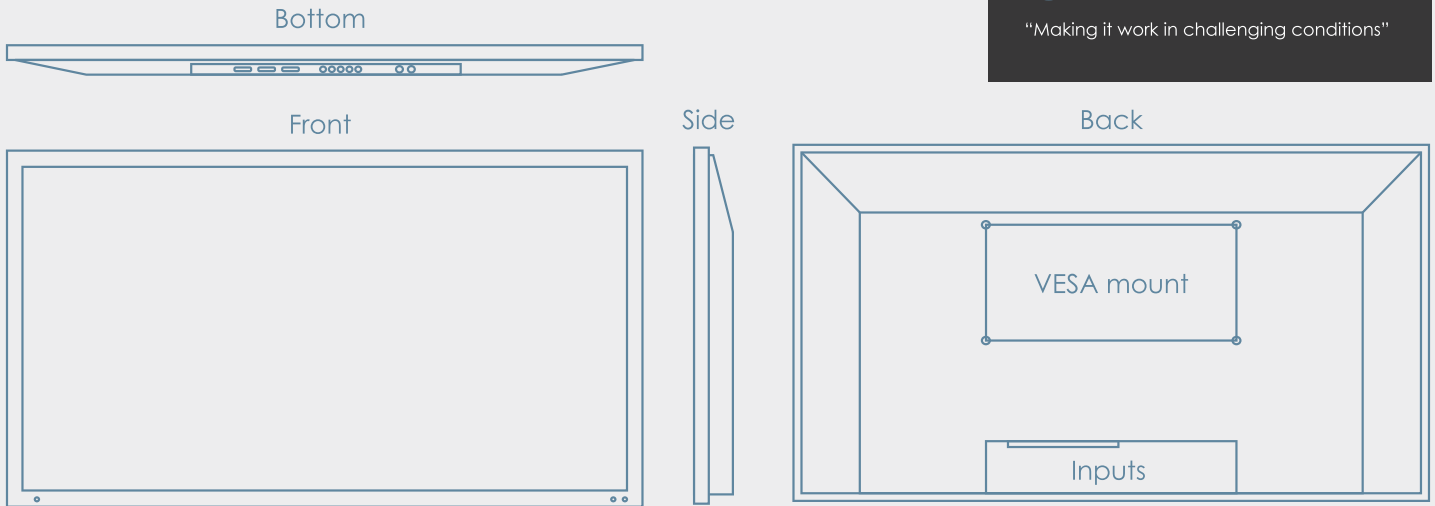
The LED panels we use are from one of the most respected manufacturer of LED panels in the world ensuring we deliver the most reliable and best product on the market to our customers.

APPLICATIONS

Ideal for...

-  Gardens
-  Bars & pubs
-  Indoor / outdoor swimming areas
-  Super yachts
-  Theme parks
-  Shopping centres





TECHNICAL SPECIFICATION



	32" PV32HB	42" PV42HB	55" PV55HB	65" PV65HB	75" PV75HB
Max resolution	1920x1080	1920x1080	1920x1080	3840x2160	3840x2160
VESA standard	200x100mm	400x200mm	400x200mm	580x400mm	400x400mm
Contrast ratio	3500:1	4500:1	6000:1	7000:1	6000:1
Brightness	1000cd/m2	1500cd/m2	1500cd/m2	1500cd/m2	2000-3000cd/m2
Max power consumption	≤120W	≤150W	≤180W	≤200W	≤200W
IR out	1PC	1PC	1PC	1PC	1PC
TV dimension	787 x 491 x 71mm	974 x 584 x 66mm	1272 x 755 x 77mm	1511 x 904 x 90mm	1714 x 1007 x 87mm
Depth including input cover	72+13=84mm	66+13=79mm	77+13=90mm	90+13=103mm	87+13=100mm
Weight	21kg	32kg	45kg	65kg	85kg
Signal input	DVB-C/S/T2	DVB-C/S/T2	DVB-C/S/T2	DVB-C/S/T2	DVB-C/S/T2
TV format	1080p				
Mini YPbPr	1 group				
HDMI	2PCS (ARC + MHL)				
RF	1PC				
RS232	1PC				
Mini AV	1PC				
USB	1PC				
Coaxial audio out	YES				
CI card	YES				
Audio out	3.5mm line out				
Sound modes	4				
Power input range	AC 110 – 240V				
TV systems	PAL				
Audio system	D/K,B/G,I,M				
Built-in triple tuner	YES				
Multilanguage OSD	YES				
Viewing angle	178 degree /178 degree (H/V)				
Waterproof remote control	1PC				
Batteries	1PC				
User manual	1PC				
CI & screws	1PC				
VESA screws	4PCS				
Operation temperature	-20 to 60 degrees				
Humidity	90%				

ACCESSORIES




Yamaha outdoor speakers



Outdoor TV cover



Single speaker (by Lithe Audio)



Fixed TV bracket